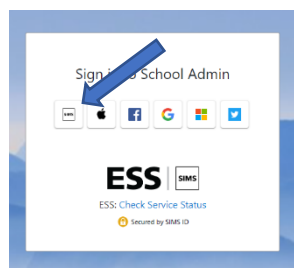
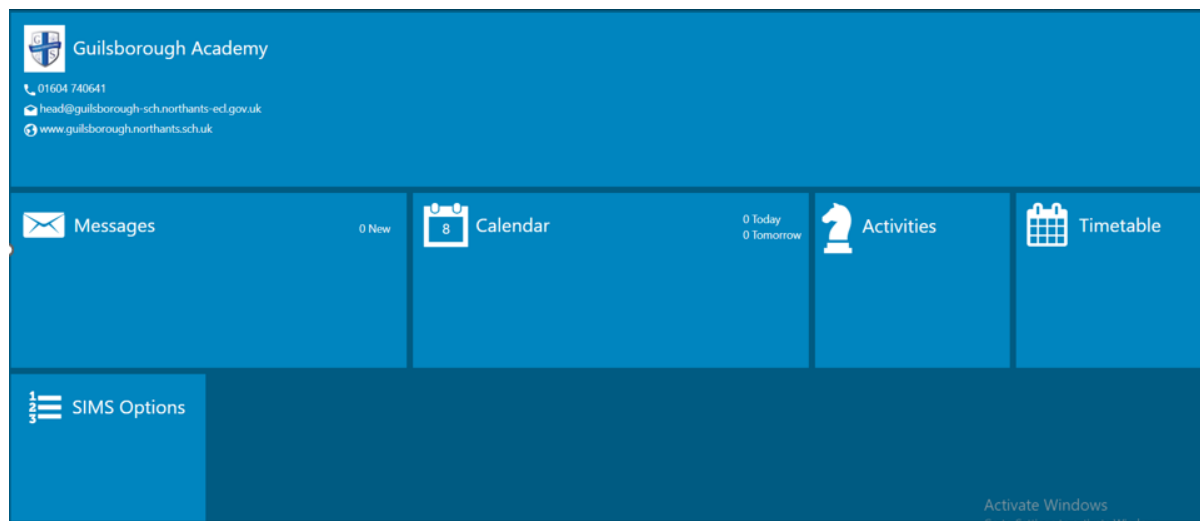


Options online – How to guide

To log in you will need the link sent to your school email (students) or personal email (parents). Once you have completed the first sign in procedure you will be taken to the following screen. Click on SIMS options

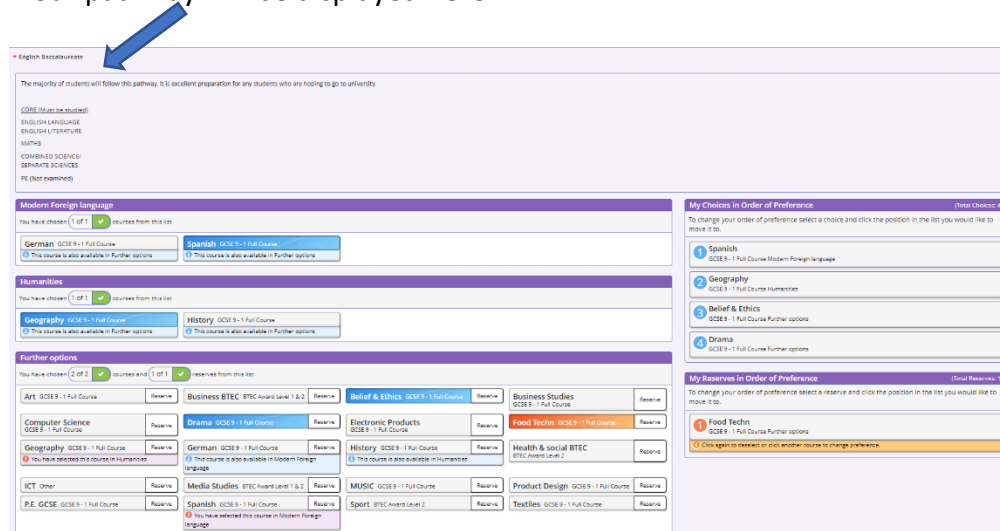


Student will be able to Sign in using the SIMS authenticator with their school password and username

Once you click on the link (you can also use <https://www.sims-options.co.uk/>) you will need to use one of the authenticators below to sign in

This will take you to the screen below

Your pathway will be displayed here



Once you have completed your choices the screen should look like the example above

My Choices in Order of Preference

(Total Choices: 4)

To change your order of preference select a choice and click the position in the list you would like to move it to.

1

Spanish

GCSE 9 - 1 Full Course Modern Foreign language

2

Geography

GCSE 9 - 1 Full Course Humanities

3

Belief & Ethics

GCSE 9 - 1 Full Course Further options

4

Drama

GCSE 9 - 1 Full Course Further options

My Reserves in Order of Preference

(Total Reserves: 1)

To change your order of preference select a reserve and click the position in the list you would like to move it to.

1

Food Techn

GCSE 9 - 1 Full Course Further options

1

Click again to deselect or click another course to change preference.

The order of preferences is important. They will appear in the order they are chosen and indicate preference

Parents will need to review and approve their child's choices.

Please save your choices once made

